



PREFACE

In this module, you will learn about:

- The standard Dashboard view
- How to navigate away from your Dashboard
- Basic platform features
- Additional Dashboard features

WELCOME TO YOUR DASHBOARD!

Your dashboard view will vary based on:

- Your selected Console package;
- The type of login you have (e.g. Corporate, Store, or Employee user); and
- The user permissions that have been assigned to you

The screenshot shows a dashboard for 'PTC Concierge Support'. It includes a navigation bar with 'Dashboard', 'Store', 'Reports', and 'Resources'. A search bar and utility links like 'Help', 'Shortcuts', 'Settings', and 'Log Out' are also present. The main content area is divided into several sections:

- Alerts:** A message icon and the text 'Unavailabi'.
- Current:**
 - Sales By Day:** A table with columns for Today, Prev Week, and Prev Year. Data: Sales (\$282, \$89, \$258), Transactions (8, 3, 13), Average Check (\$35.20, \$29.53, \$19.86).
 - Sales By Week:** A table with columns for Curr WTD, Prev WTD, and Prev Yr WTD. Data: Sales (\$282, \$89, \$258), Transactions (8, 3, 13), Average Check (\$35.20, \$29.53, \$19.86).
- Daily Progress:** A bar chart showing sales for May 16, with values for NCR Silver Caf and PTC Concierge.
- Weather Forecast:** For 'One Stop Silver Shop, PTC Concierge Support, Silver Gift Shoppe'. Today (7/18): 93°/73°; Tomorrow (7/19): 95°/72°; Wed (7/20): 95°/72°.

Two callout boxes provide additional information:

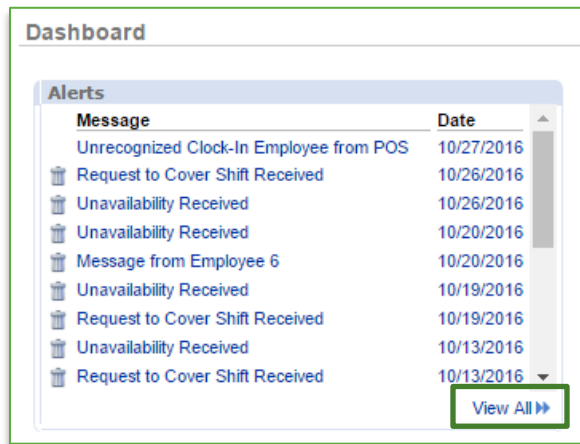
- Left Callout:** 'Your location's name will be shown to the right of Store at the top left corner of the page. Keep in mind that any data reflected in subsequent pages will reflect only the information for the store you've selected. If you have multiple sites, you can click on the store name to change your store view.'
- Right Callout:** 'Filter by Store: All Stores [Change]'. 'If you have multiple stores, you can adjust your dashboard view to view one store, a specific set of stores, or all stores by clicking the **Change** link to the right of **Filter by Store**. Note for non-admin users: The list of stores you see is limited to the stores you are assigned to.'



STANDARD DASHBOARD VIEW

The standard dashboard view (as part of the Core package) contains alerts, general sales data, and weather forecasts for your store(s).

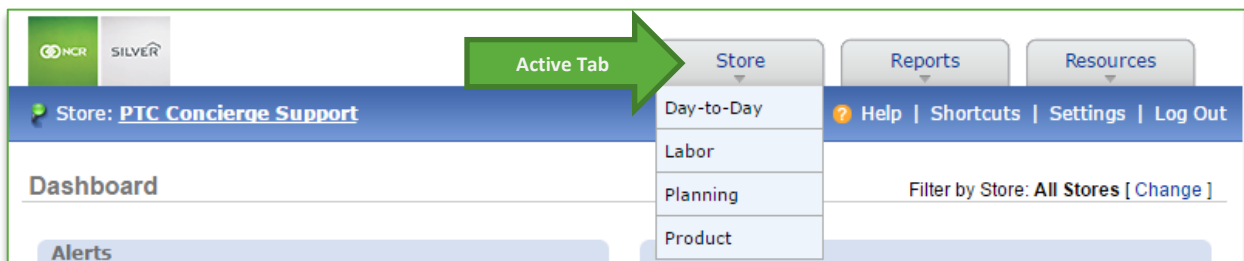
- **Alerts:** Encompass employee, corporate and system messaging (such as suggested reorders, par levels and inventory transfer status notifications)
 - You also have the ability to access current and arrived alerts by clicking the **View All** link at the bottom right corner of the Alerts box on the Dashboard
 - Alerts are also filterable by date, status or subject



- **Sales Data:** Includes current data, historical comparisons (where historical information is available) and forecasting based on your store’s sales history
- **Weather:** The dashboard will show a three day outlook which can be expanded to show additional days

NAVIGATING AWAY FROM YOUR DASHBOARD

To navigate away from your Dashboard to other areas of the site, hover over the active tabs at the top of the page to select a sub category, or click on the active tabs to go to that category’s page.





PLATFORM FEATURES

Each active tab contains a subset of features specific to the category you've selected.

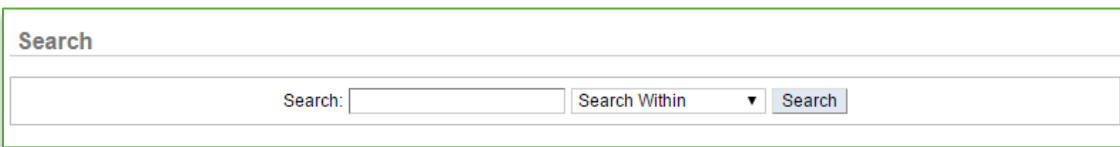
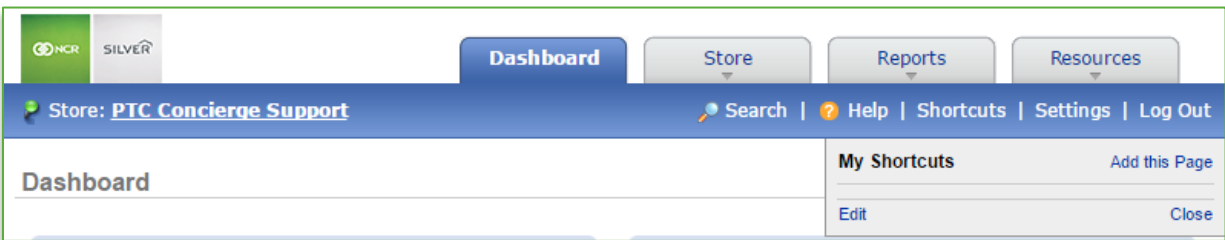
FEATURES

You may notice features referenced below that may not be visible on your platform as you move through various sections of Console. Note that your access to specific features is dependent on what you sign up for and/or have permissions to see.

- *Store Tab:* Gives access to operational tools that allow you to plan for day to day business activities. This includes, but is not limited to, managing labor, managing inventory, settings sales and/or labor goals, and submitting reviews.
- *Reports Tab:* Provides an array of reports based on your chosen Console package. This may include reports pertaining to sales, labor, customer service, surveys, product mix, operational reviews, training and brand specific custom reporting.
- *Resources Tab:* Gives access to document storage (including documents shared with you by others), videos, and a photo gallery.

ADDITIONAL DASHBOARD FEATURES

In the blue bar beneath the tabs at the top of the page, you will have the option to search for specific topics, access help documents, add shortcuts to favorite or frequently visited pages, and adjust settings.





CimpleBox Store User Guide

Welcome

Getting Started
Dashboard View

Day-to-Day
Upload Sales Data
Edit Sales
Sales Data Snapshot
Options
View Sales Totals

Welcome

Thank you for choosing CimpleBox for your business!

The following User Guide is designed to guide you in the navigation and use of the system features. Please note that based on your brand's chosen solution, you may notice additional features that may not be visible on your platform as you move through the various sections.

New to CimpleBox? Check out the [Getting Started](#) topic. This will take you through the process of logging into our system.

Can't find a topic? Contact us via email at support@cimplebox.com so we can help!

Settings

My Settings
Set your personal preferences for experience throughout CimpleBox

Store Settings
Set your store preferences or add additional store locations to manage

Notification
Configure notification events for your email and mobile phone

For more information about how to adjust settings, please see the **Console Settings** user guide.